

























ราคาน้ำตาลประจำวันวันที่ 20/05/10

Price No.11

Commodity Name	Contract Month	Electronic Daily Price Range				Settle		Current Volume Report Totals								Contract	
		Open#	High	Low	Close#	Price	Change	Total Volume	OI	Change	ADJ**	EFP	EFS	Block Trades	Spread Volume	High	Low
Sugar-11-World Sugar- (SB) Quote: Cents/Pound-Contract Size: 112,000 Lbs. (50 Long Tons)																	
SB	JUL10	1505	1525	1475	1489	1499	6	43,408	275,864	-5,509	0	2,374	216	0	11,892	2503	1189
SB	OCT10	1534	1559	1512	1523	1534	0	27,799	176,106	3,044	0	228	30	0	15,978	2278	1179
SB	MAR11	1601	1629	1582	1598	1607	-4	9,476	87,664	1,211	0	0	30	0	7,508	2156	1190
SB	MAY11	1600	1612	1570	1590	1595	-7	2,421	24,788	-123	0	0	0	0	2,071	1986	1184
SB	JUL11	1600	1612	1567	1588	1597	-8	1,893	31,034	286	0	0	0	0	1,655	1890	1182
SB	OCT11	1596	1608	1576	1591	1601	-13	1,641	21,141	-14	0	0	0	500	980	1850	1257
SB	MAR12	1610	1617	1588	1613	1615	-10	1,993	22,505	282	0	0	0	500	1,070	1785	1380
SB	MAY12	1586	1595	1573	1590	1593	-10	202	4,691	30	0	0	0	0	183	1713	1425
SB	JUL12	1581	1581	1570	1574	1578	-12	277	9,086	-58	0	0	0	0	204	1680	1441
SB	OCT12	1570	1570	1550	1550	1568	-11	424	7,914	211	0	0	0	0	223	1695	1435
SB	MAR13	1530	1555	1530	1540	1544	-18	708	3,862	380	0	0	0	0	338	1580	1530
Totals for SB :								90,242	664,655	-260		2,602	276	1,000	42,102		

Price No.5

	Symbol	Contract	Month	Time	Last	Chg	Open	High	Low
  	W Q0-ENC [15]	SUGAR #5 (WHITE)	Aug '10	17:37:58	489.70	2.50	493.40	499.00	488.70
  	W V0-ENC [15]	SUGAR #5 (WHITE)	Oct '10	17:37:58	447.00	2.90	447.30	454.70	444.70
  	W Z0-ENC [15]	SUGAR #5 (WHITE)	Dec '10	17:37:58	432.10	2.30	434.20	438.70	429.80
  	W H1-ENC [15]	SUGAR #5 (WHITE)	Mar '11	17:37:58	437.80	0.30	443.20	443.50	435.80
  	W K1-ENC [15]	SUGAR #5 (WHITE)	May '11	17:37:58	438.20	-0.30	438.20	438.20	438.20
  	W Q1-ENC [15]	SUGAR #5 (WHITE)	Aug '11	17:37:58	437.10	-1.80	437.10	437.10	437.10
  	W V1-ENC [15]	SUGAR #5 (WHITE)	Oct '11	17:37:58	433.90	0.40	433.90	433.90	433.90
  	W Z1-ENC [15]	SUGAR #5 (WHITE)	Dec '11	17:37:58	426.40	-3.70	426.40	426.40	426.40

Price No.16

Commodity Name	Contract Month	Electronic Daily Price Range				Settle		Current Volume Report Totals								Contract	
		Open#	High	Low	Close#	Price	Change	Total Volume	OI	Change	ADJ**	EFP	EFS	Block Trades	Spread Volume	High	Low
Sugar-16-Domestic-(SF) Quote: Cents/Pound-Contract Size: 112,000 lbs. (50 Long Tons)																	
SF	JUL10	3240	3240	3239	3240	3240	54	12	2,711	-10	0	0	0	0	0	3900	2200
SF	SEP10	0	0	0	0	3055	-7	0	3,102	0	0	0	0	0	0	3750	2200
SF	NOV10	2650	2655	2642	2655	2655	8	98	1,551	30	0	0	0	0	0	3345	2275
SF	JAN11	0	0	0	0	2578	8	0	2,173	0	0	0	0	0	0	3100	2360
SF	MAR11	0	0	0	0	2575	25	0	1,032	0	0	0	0	0	0	3001	2360
SF	MAY11	0	0	0	0	2575	25	0	754	0	0	0	0	0	0	2925	2360
SF	JUL11	0	0	0	0	2575	25	0	898	0	0	0	0	0	0	2925	2500
SF	SEP11	0	0	0	0	2575	25	0	868	0	0	0	0	0	0	2925	2500
SF	NOV11	0	0	0	0	2575	25	0	220	0	0	0	0	0	0	2925	2550
SF	JAN12	0	0	0	0	2500	0	0	0	0	0	0	0	0	0	0	0
SF	MAR12	0	0	0	0	2500	0	0	0	0	0	0	0	0	0	0	0
Totals for SF :								110	13,309	20		0	0	0	0		