

























ราคาน้ำตาลประจำวัน 06/05/10

Price No.11

Commodity Name	Contract Month	Electronic Daily Price Range				Settle		Current Volume Report Totals									Contract	
		Open#	High	Low	Close#	Price	Change	Total Volume	OI	Change	ADJ**	EFP	EFS	Block Trades	Spread Volume	High	Low	
Sugar-11-World Sugar- (SB) Quote: Cents/Pound-Contract Size: 112,000 Lbs. (50 Long Tons)																		
SB	JUL10	1431	1436	1355	1358	1367	-74	48,543	292,064	-4,907	0	164	772	140	9,540	2503	1189	
SB	OCT10	1497	1498	1422	1425	1433	-68	19,584	150,490	-1,063	0	0	0	0	12,213	2278	1179	
SB	MAR11	1579	1583	1501	1506	1513	-69	8,620	77,707	176	0	0	0	0	6,825	2156	1190	
SB	MAY11	1575	1576	1487	1494	1499	-75	4,424	23,907	365	0	0	0	0	3,700	1986	1184	
SB	JUL11	1565	1565	1450	1492	1489	-76	3,633	25,921	535	0	0	0	0	2,742	1890	1182	
SB	OCT11	1572	1572	1495	1512	1507	-65	1,922	19,869	481	0	0	0	0	1,770	1850	1257	
SB	MAR12	1592	1592	1514	1529	1528	-64	1,338	20,210	455	0	492	0	0	616	1785	1380	
SB	MAY12	1560	1560	1546	1546	1518	-60	197	4,901	28	0	0	0	0	148	1713	1425	
SB	JUL12	1563	1563	1539	1539	1515	-56	88	9,238	3	0	0	0	0	80	1680	1441	
SB	OCT12	1529	1529	1505	1507	1512	-52	225	6,865	23	0	0	0	0	114	1695	1435	
SB	MAR13	1534	1534	1500	1500	1504	-45	84	2,118	14	0	0	0	0	64	1580	1530	
Totals for SB :								88,658	633,290	-3,890		656	772	140	37,812			

Price No.5

	Symbol	Contract	Month	Time	Last	Chg	Open	High	Low
  	W Q0-ENC [15]	SUGAR #5 (WHITE)	Aug '10	17:39:15	442.50	-8.30	450.30	450.30	440.40
  	W V0-ENC [15]	SUGAR #5 (WHITE)	Oct '10	17:39:15	416.60	-9.60	424.40	424.40	415.40
  	W Z0-ENC [15]	SUGAR #5 (WHITE)	Dec '10	17:39:15	411.90	-9.60	416.40	418.30	410.20
  	W H1-ENC [15]	SUGAR #5 (WHITE)	Mar '11	17:39:15	420.50	-7.20	426.00	426.40	417.40
  	W K1-ENC [15]	SUGAR #5 (WHITE)	May '11	17:39:15	422.50	-7.70	426.50	426.90	422.10
  	W Q1-ENC [15]	SUGAR #5 (WHITE)	Aug '11	17:39:15	420.30	-8.70	420.30	420.30	420.30
  	W V1-ENC [15]	SUGAR #5 (WHITE)	Oct '11	17:39:15	411.80	-10.20	411.80	411.80	411.80
  	W Z1-ENC [15]	SUGAR #5 (WHITE)	Dec '11	17:39:15	410.00	-10.00	410.00	410.00	410.00

Price No.16

Commodity Name	Contract Month	Electronic Daily Price Range				Settle		Current Volume Report Totals								Contract	
		Open#	High	Low	Close#	Price	Change	Total Volume	OI	Change	ADJ**	EFP	EFS	Block Trades	Spread Volume	High	Low
Sugar-16-Domestic-(SF) Quote: Cents/Pound-Contract Size: 112,000 lbs. (50 Long Tons)																	
SF	JUL10	2800	2895	2800	2895	2895	-5	311	2,777	-9	0	300	0	0	0	3900	2200
SF	SEP10	0	0	0	0	2795	0	0	3,125	0	0	0	0	0	0	3750	2200
SF	NOV10	2540	2540	2540	2540	2540	20	2	1,349	2	0	0	0	0	0	3345	2275
SF	JAN11	2475	2475	2475	2475	2475	-23	299	2,072	299	0	298	0	0	0	3100	2360
SF	MAR11	0	0	0	0	2508	0	0	1,032	0	0	0	0	0	0	3001	2360
SF	MAY11	2500	2500	2500	2500	2500	-75	1	754	1	0	0	0	0	0	2925	2360
SF	JUL11	0	0	0	0	2500	-75	0	898	0	0	0	0	0	0	2925	2500
SF	SEP11	0	0	0	0	2500	-75	0	868	0	0	0	0	0	0	2925	2500
SF	NOV11	0	0	0	0	2500	-75	0	220	0	0	0	0	0	0	2925	2550
SF	JAN12	0	0	0	0	2500	0	0	0	0	0	0	0	0	0	0	0
SF	MAR12	0	0	0	0	2500	0	0	0	0	0	0	0	0	0	0	0
Totals for SF :								613	13,095	293		598	0	0	0		