

























ราคาน้ำตาลประจำวัน 21/04/10

Price No.11

Commodity Name	Contract Month	Electronic Daily Price Range				Settle		Current Volume Report Totals									Contract	
		Open#	High	Low	Close#	Price	Change	Total Volume	OI	Change	ADJ**	EFP	EFS	Block Trades	Spread Volume	High	Low	
Sugar-11-World Sugar- (SB) Quote: Cents/Pound-Contract Size: 112,000 Lbs. (50 Long Tons)																		
SB	MAY10	1660	1680	1626	1651	1655	9	25,767	57,007	-4,474	0	6,692	419	0	10,952	2900	1190	
SB	JUL10	1666	1690	1636	1670	1669	9	47,904	272,111	1,927	0	2,325	33	165	17,360	2503	1189	
SB	OCT10	1738	1754	1701	1725	1725	5	14,477	155,340	-29	0	0	0	0	11,310	2278	1179	
SB	MAR11	1775	1807	1768	1785	1781	10	6,246	70,440	151	0	0	0	93	4,884	2156	1190	
SB	MAY11	1779	1780	1740	1763	1753	12	1,906	20,800	107	0	0	0	0	1,726	1986	1184	
SB	JUL11	1763	1765	1740	1749	1742	11	1,040	21,427	-215	0	0	0	0	922	1890	1182	
SB	OCT11	1723	1740	1715	1731	1726	13	559	18,047	117	0	0	0	0	526	1850	1257	
SB	MAR12	1698	1721	1698	1717	1707	12	529	18,591	79	0	0	0	0	471	1785	1380	
SB	MAY12	1681	1681	1668	1668	1671	8	289	4,752	142	0	0	0	0	264	1713	1425	
SB	JUL12	1661	1665	1661	1665	1653	10	269	8,170	97	0	0	0	0	226	1680	1441	
SB	OCT12	0	0	0	0	1636	10	50	5,796	22	0	0	0	0	50	1695	1435	
SB	MAR13	1590	1610	1590	1605	1599	9	215	1,104	120	0	0	0	0	113	1580	1530	
Totals for SB :								99,251	653,585	-1,956		9,017	452	258	48,804			

Price No.5

	Symbol	Contract	Month	Time	Last	Chg	Open	High	Low
  	W Q0-ENC [15]	SUGAR #5 (WHITE)	Aug '10	17:35:59	489.00	-0.70	489.50	494.60	481.90
  	W V0-ENC [15]	SUGAR #5 (WHITE)	Oct '10	17:35:59	471.90	-0.30	474.50	476.80	464.20
  	W Z0-ENC [15]	SUGAR #5 (WHITE)	Dec '10	17:35:59	470.00	-0.20	474.00	476.40	462.20
  	W H1-ENC [15]	SUGAR #5 (WHITE)	Mar '11	17:35:59	478.10	-1.70	483.10	483.10	473.30
  	W K1-ENC [15]	SUGAR #5 (WHITE)	May '11	17:35:59	476.00	-2.50	476.00	476.00	476.00
  	W Q1-ENC [15]	SUGAR #5 (WHITE)	Aug '11	17:35:59	470.40	-4.60	470.40	470.40	470.40
  	W V1-ENC [15]	SUGAR #5 (WHITE)	Oct '11	17:35:59	468.00	0.50	468.00	468.00	468.00
  	W Z1-ENC [15]	SUGAR #5 (WHITE)	Dec '11	17:35:59	465.60	0.50	465.60	465.60	465.60

Price No.16

Commodity Name	Contract Month	Electronic Daily Price Range				Settle		Current Volume Report Totals								Contract	
		Open#	High	Low	Close#	Price	Change	Total Volume	OI	Change	ADJ**	EFP	EFS	Block Trades	Spread Volume	High	Low
Sugar-16-Domestic-(SF) Quote: Cents/Pound-Contract Size: 112,000 lbs. (50 Long Tons)																	
SF	JUL10	3100	3100	3100	3100	3150	-17	50	3,064	0	0	0	0	0	0	3900	2200
SF	SEP10	0	0	0	0	3013	13	0	2,300	0	0	0	0	0	0	3750	2200
SF	NOV10	0	0	0	0	2638	-7	0	1,321	0	0	0	0	0	0	3345	2275
SF	JAN11	0	0	0	0	2633	0	0	1,751	0	0	0	0	0	0	3100	2360
SF	MAR11	0	0	0	0	2645	5	0	999	0	0	0	0	0	0	3001	2360
SF	MAY11	0	0	0	0	2645	5	0	751	0	0	0	0	0	0	2925	2360
SF	JUL11	0	0	0	0	2645	5	0	898	0	0	0	0	0	0	2925	2500
SF	SEP11	0	0	0	0	2645	5	0	868	0	0	0	0	0	0	2925	2500
SF	NOV11	0	0	0	0	2645	5	0	220	0	0	0	0	0	0	2925	2550
SF	JAN12	0	0	0	0	2500	0	0	0	0	0	0	0	0	0	0	0
SF	MAR12	0	0	0	0	2500	0	0	0	0	0	0	0	0	0	0	0
Totals for SF :								50	12,172	0		0	0	0	0		