

























ราคาน้ำตาลประจำวัน 09/03/10

Price No.11

Commodity Name	Contract Month	Electronic Daily Price Range				Settle		Current Volume Report Totals								Contract	
		Open#	High	Low	Close#	Price	Change	Total Volume	OI	Change	ADJ**	EFP	EFS	Block Trades	Spread Volume	High	Low
Sugar-11-World Sugar- (SB) Quote: Cents/Pound-Contract Size: 112,000 Lbs. (50 Long Tons)																	
SB	MAY10	2157	2162	2022	2022	2032	-125	88,170	274,284	-1,356	0	664	306	1,400	19,525	2900	1190
SB	JUL10	2045	2045	1925	1925	1934	-108	33,976	178,773	506	0	0	307	0	21,351	2503	1189
SB	OCT10	1941	1952	1863	1863	1868	-101	13,369	157,173	-198	0	0	0	0	9,308	2278	1179
SB	MAR11	1908	1908	1800	1811	1814	-94	4,333	60,153	425	0	0	0	0	3,103	2156	1190
SB	MAY11	1800	1800	1731	1735	1734	-79	2,098	18,458	366	0	0	0	0	1,530	1986	1184
SB	JUL11	1700	1700	1682	1685	1687	-51	2,832	18,790	1,616	0	0	0	0	1,002	1890	1182
SB	OCT11	1675	1675	1645	1645	1659	-50	1,199	16,558	199	0	0	0	0	575	1850	1257
SB	MAR12	1643	1649	1600	1600	1606	-49	838	15,382	280	0	0	0	0	553	1785	1380
SB	MAY12	0	0	0	0	1588	-41	150	3,868	21	0	0	0	0	150	1713	1425
SB	JUL12	1610	1610	1575	1575	1572	-37	157	7,152	16	0	0	0	0	125	1680	1441
SB	OCT12	1604	1604	1575	1575	1574	-31	155	3,608	36	0	0	0	0	112	1695	1435
Totals for SB :								147,277	754,199	1,911		664	613	1,400	57,334		

Price No.5

	Symbol	Contract	Month	Time	Last	Chg	Open	High	Low
  	W K0-ENC [15]	SUGAR #5 (WHITE)	May '10	17:34:00	555.30	-34.50	587.10	587.10	553.80
  	W Q0-ENC [15]	SUGAR #5 (WHITE)	Aug '10	17:34:01	542.00	-26.40	564.10	564.20	540.80
  	W V0-ENC [15]	SUGAR #5 (WHITE)	Oct '10	17:34:01	520.00	-16.60	532.80	532.80	518.90
  	W Z0-ENC [15]	SUGAR #5 (WHITE)	Dec '10	17:34:01	504.50	-15.80	518.00	518.00	506.00
  	W H1-ENC [15]	SUGAR #5 (WHITE)	Mar '11	17:34:01	498.70	-16.50	506.20	506.20	498.00
  	W K1-ENC [15]	SUGAR #5 (WHITE)	May '11	17:34:01	482.80	-19.30	482.40	485.40	482.10
  	W Q1-ENC [15]	SUGAR #5 (WHITE)	Aug '11	17:34:01	467.20	-19.40	467.20	467.20	467.20
  	W V1-ENC [15]	SUGAR #5 (WHITE)	Oct '11	17:34:01	453.00	-19.40	453.00	453.00	453.00

Price No.16

Commodity Name	Contract Month	Electronic Daily Price Range				Settle		Current Volume Report Totals								Contract		
		Open#	High	Low	Close#	Price	Change	Total Volume	OI	Change	ADJ**	EFP	EFS	Block Trades	Spread Volume	High	Low	
Sugar-16-Domestic-(SF) Quote: Cents/Pound-Contract Size: 112,000 lbs. (50 Long Tons)																		
SF	MAY10	3500	3500	3500	3500	3760	-39	185	2,457	0	0	184	0	0	0	0	4250	2130
SF	JUL10	0	0	0	0	3586	-39	0	3,330	0	0	0	0	0	0	0	3900	2200
SF	SEP10	3500	3500	3500	3500	3523	-77	3	1,947	3	0	0	0	0	0	0	3750	2200
SF	NOV10	0	0	0	0	3100	-20	0	1,152	0	0	0	0	0	0	0	3345	2275
SF	JAN11	0	0	0	0	2825	-25	0	1,637	0	0	0	0	0	0	0	3100	2360
SF	MAR11	0	0	0	0	2825	-20	0	912	0	0	0	0	0	0	0	3001	2360
SF	MAY11	2875	2875	2875	2875	2875	30	20	575	20	0	0	0	0	0	0	2925	2360
SF	JUL11	2875	2875	2875	2875	2875	30	20	763	20	0	0	0	0	0	0	2925	2500
SF	SEP11	0	0	0	0	2875	30	0	743	0	0	0	0	0	0	0	2925	2500
SF	NOV11	0	0	0	0	2875	30	0	150	0	0	0	0	0	0	0	2925	2620
SF	JAN12	0	0	0	0	2800	0	0	0	0	0	0	0	0	0	0	0	0
Totals for SF :								228	13,666	43		184	0	0	0			