

























ราคาน้ำตาลประจำวัน 05/03/10

Price No.11

Commodity Name	Contract Month	Electronic Daily Price Range				Settle		Current Volume Report Totals								Contract	
		Open#	High	Low	Close#	Price	Change	Total Volume	OI	Change	ADJ**	EFP	EFS	Block Trades	Spread Volume	High	Low
Sugar-11-World Sugar- (SB) Quote: Cents/Pound-Contract Size: 112,000 Lbs. (50 Long Tons)																	
SB	MAY10	2193	2225	2163	2225	2219	52	35,834	277,194	150	0	622	20	0	9,088	2900	1190
SB	JUL10	2050	2087	2030	2086	2078	45	19,782	177,930	2,116	0	0	20	0	11,352	2503	1189
SB	OCT10	1952	2000	1945	2000	1993	45	5,860	157,382	294	0	0	0	0	3,796	2278	1179
SB	MAR11	1900	1946	1890	1942	1932	34	1,979	60,060	451	0	54	3	0	1,304	2156	1190
SB	MAY11	1807	1845	1802	1844	1837	29	828	18,089	130	0	0	0	0	599	1986	1184
SB	JUL11	1733	1765	1733	1765	1761	16	739	17,342	-7	0	0	0	0	590	1890	1182
SB	OCT11	1724	1730	1708	1730	1725	14	208	16,164	65	0	0	0	0	148	1850	1257
SB	MAR12	1659	1665	1659	1665	1663	10	128	15,018	26	0	0	0	0	74	1785	1380
SB	MAY12	1630	1630	1630	1630	1633	7	25	3,827	8	0	0	0	0	22	1713	1425
SB	JUL12	1616	1616	1605	1610	1612	5	136	6,957	** 169	0	0	0	0	65	1680	1441
SB	OCT12	0	0	0	0	1610	5	48	3,557	2	0	0	0	0	48	1695	1435
Totals for SB :								65,567	753,520	3,404		676	43	0	27,086		

Price No.5

	Symbol	Contract	Month	Time	Last	Chg	Open	High	Low
  	W K0-ENC [15]	SUGAR #5 (WHITE)	May '10	17:30:22	609.50	17.50	597.80	610.60	596.70
  	W Q0-ENC [15]	SUGAR #5 (WHITE)	Aug '10	17:30:22	580.80	23.80	563.80	583.00	563.80
  	W V0-ENC [15]	SUGAR #5 (WHITE)	Oct '10	17:30:22	540.80	22.10	527.80	543.00	527.80
  	W Z0-ENC [15]	SUGAR #5 (WHITE)	Dec '10	17:30:22	524.00	13.30	523.50	527.50	523.00
  	W H1-ENC [15]	SUGAR #5 (WHITE)	Mar '11	17:30:22	518.80	14.70	519.90	519.90	518.20
  	W K1-ENC [15]	SUGAR #5 (WHITE)	May '11	17:30:22	504.70	14.50	504.70	504.70	504.70
  	W Q1-ENC [15]	SUGAR #5 (WHITE)	Aug '11	17:30:22	489.20	19.20	489.20	489.20	489.20
  	W V1-ENC [15]	SUGAR #5 (WHITE)	Oct '11	17:30:22	475.00	19.20	475.00	475.00	475.00

Price No.16

Commodity Name	Contract Month	Electronic Daily Price Range				Settle		Current Volume Report Totals								Contract	
		Open#	High	Low	Close#	Price	Change	Total Volume	OI	Change	ADJ**	EFP	EFS	Block Trades	Spread Volume	High	Low
Sugar-16-Domestic-(SF) Quote: Cents/Pound-Contract Size: 112,000 lbs. (50 Long Tons)																	
SF	MAY10	3825	3825	3825	3825	3825	30	1	2,450	1	0	0	0	0	0	4250	2130
SF	JUL10	0	0	0	0	3625	5	0	3,330	0	0	0	0	0	0	3900	2200
SF	SEP10	0	0	0	0	3600	12	0	1,944	0	0	0	0	0	0	3750	2200
SF	NOV10	0	0	0	0	3117	-1	0	1,152	0	0	0	0	0	0	3345	2275
SF	JAN11	0	0	0	0	2785	0	0	1,587	0	0	0	0	0	0	3100	2360
SF	MAR11	0	0	0	0	2845	0	0	912	0	0	0	0	0	0	3001	2360
SF	MAY11	0	0	0	0	2845	0	0	555	0	0	0	0	0	0	2925	2360
SF	JUL11	0	0	0	0	2845	0	0	743	0	0	0	0	0	0	2925	2500
SF	SEP11	0	0	0	0	2845	0	0	743	0	0	0	0	0	0	2925	2500
SF	NOV11	0	0	0	0	2845	0	0	150	0	0	0	0	0	0	2925	2620
SF	JAN12	0	0	0	0	2800	0	0	0	0	0	0	0	0	0	0	0
Totals for SF :								1	13,566	1		0	0	0	0		