

























ราคาน้ำตาลประจำวัน 23/02/10

Price No.11

| Commodity Name | Contract Month | Electronic Daily Price Range | | | | Settle | | Current Volume Report Totals | | | | | | | | Contract | |
|---|----------------|------------------------------|------|------|--------|--------|--------|------------------------------|----------------|----------------|-------|---------------|--------------|--------------|---------------|----------|------|
| | | Open# | High | Low | Close# | Price | Change | Total Volume | OI | Change | ADJ** | EFP | EFS | Block Trades | Spread Volume | High | Low |
| Sugar-11-World Sugar- (SB) Quote: Cents/Pound-Contract Size: 112,000 Lbs. (50 Long Tons) | | | | | | | | | | | | | | | | | |
| SB | MAR10 | 2500 | 2548 | 2414 | 2431 | 2437 | -42 | 41,900 | 44,477 | -13,169 | 0 | 15,354 | 1,186 | 0 | 15,910 | 3040 | 1191 |
| SB | MAY10 | 2440 | 2460 | 2349 | 2365 | 2368 | -44 | 85,302 | 268,804 | -312 | 0 | 1,500 | 10 | 0 | 26,037 | 2900 | 1190 |
| SB | JUL10 | 2303 | 2303 | 2208 | 2215 | 2224 | -31 | 21,165 | 169,673 | -2,038 | 0 | 20 | 1 | 0 | 13,059 | 2503 | 1189 |
| SB | OCT10 | 2155 | 2155 | 2080 | 2090 | 2098 | -24 | 9,001 | 155,921 | 363 | 0 | 0 | 0 | 0 | 6,165 | 2278 | 1179 |
| SB | MAR11 | 1989 | 2020 | 1954 | 1970 | 1973 | -16 | 3,321 | 57,722 | -223 | 0 | 0 | 0 | 0 | 2,040 | 2156 | 1190 |
| SB | MAY11 | 1870 | 1890 | 1855 | 1860 | 1856 | -13 | 578 | 17,346 | -7 | 0 | 0 | 0 | 0 | 476 | 1986 | 1184 |
| SB | JUL11 | 1805 | 1805 | 1780 | 1780 | 1788 | -11 | 284 | 17,457 | -55 | 0 | 0 | 0 | 0 | 228 | 1890 | 1182 |
| SB | OCT11 | 1770 | 1784 | 1740 | 1755 | 1753 | -8 | 370 | 15,725 | 0 | 0 | 0 | 0 | 0 | 223 | 1850 | 1257 |
| SB | MAR12 | 1698 | 1706 | 1684 | 1692 | 1691 | -7 | 431 | 14,834 | 9 | 0 | 0 | 0 | 0 | 326 | 1785 | 1380 |
| SB | MAY12 | 1646 | 1655 | 1646 | 1650 | 1653 | 10 | 271 | 3,827 | 67 | 0 | 0 | 0 | 0 | 257 | 1713 | 1425 |
| SB | JUL12 | 1620 | 1630 | 1620 | 1628 | 1630 | 11 | 317 | 6,185 | 88 | 0 | 0 | 0 | 0 | 173 | 1680 | 1441 |
| SB | OCT12 | 1620 | 1620 | 1620 | 1620 | 1622 | 9 | 28 | 3,135 | 12 | 0 | 0 | 0 | 0 | 12 | 1695 | 1435 |
| Totals for SB : | | | | | | | | 162,968 | 775,106 | -15,265 | | 16,874 | 1,197 | 0 | 64,906 | | |

Price No.5

| | Symbol | Contract | Month | Time | Last | Chg | Open | High | Low |
|---|-------------------------------|------------------|---------|----------|---------------|---------------|--------|--------|--------|
|    | W K0-ENC [15] | SUGAR #5 (WHITE) | May '10 | 22:00:28 | 653.90 | -33.20 | 681.30 | 681.80 | 653.30 |
|    | W Q0-ENC [15] | SUGAR #5 (WHITE) | Aug '10 | 22:00:59 | 632.40 | -28.70 | 652.20 | 652.40 | 631.00 |
|    | W V0-ENC [15] | SUGAR #5 (WHITE) | Oct '10 | 22:00:11 | 579.60 | -19.50 | 591.10 | 591.80 | 575.60 |
|    | W Z0-ENC [15] | SUGAR #5 (WHITE) | Dec '10 | 22:00:26 | 537.30 | -13.60 | 543.00 | 543.00 | 531.80 |
|    | W H1-ENC [15] | SUGAR #5 (WHITE) | Mar '11 | 22:00:38 | 522.30 | -13.70 | 533.60 | 533.60 | 518.50 |
|    | W K1-ENC [15] | SUGAR #5 (WHITE) | May '11 | 22:00:56 | 504.90 | -13.40 | 504.90 | 504.90 | 504.90 |
|    | W Q1-ENC [15] | SUGAR #5 (WHITE) | Aug '11 | 22:00:31 | 485.00 | 0.00 | 485.00 | 485.00 | 485.00 |
|    | W V1-ENC [15] | SUGAR #5 (WHITE) | Oct '11 | 22:00:06 | 485.90 | 0.90 | 485.00 | 485.00 | 485.00 |

Price No.16

| Commodity Name | Contract Month | Electronic Daily Price Range | | | | Settle | | Current Volume Report Totals | | | | | | | | Contract | |
|---|----------------|------------------------------|------|------|--------|--------|--------|------------------------------|---------------|------------|-------|----------|----------|--------------|---------------|----------|------|
| | | Open# | High | Low | Close# | Price | Change | Total Volume | OI | Change | ADJ** | EFP | EFS | Block Trades | Spread Volume | High | Low |
| Sugar-16-Domestic-(SF) Quote: Cents/Pound-Contract Size: 112,000 lbs. (50 Long Tons) | | | | | | | | | | | | | | | | | |
| SF | MAY10 | 4100 | 4100 | 4090 | 4095 | 4118 | 33 | 833 | 2,255 | 432 | 0 | 0 | 0 | 0 | 48 | 4250 | 2130 |
| SF | JUL10 | 3550 | 3853 | 3550 | 3700 | 3700 | 165 | 118 | 3,112 | 13 | 0 | 0 | 0 | 0 | 5 | 3853 | 2200 |
| SF | SEP10 | 3700 | 3700 | 3700 | 3700 | 3675 | 150 | 18 | 1,636 | 0 | 0 | 0 | 0 | 0 | 0 | 3730 | 2200 |
| SF | NOV10 | 0 | 0 | 0 | 0 | 3115 | 25 | 0 | 1,020 | 0 | 0 | 0 | 0 | 0 | 0 | 3345 | 2275 |
| SF | JAN11 | 0 | 0 | 0 | 0 | 2845 | -38 | 0 | 1,483 | 0 | 0 | 0 | 0 | 0 | 0 | 3100 | 2360 |
| SF | MAR11 | 0 | 0 | 0 | 0 | 3009 | 30 | 0 | 911 | 0 | 0 | 0 | 0 | 0 | 0 | 3001 | 2360 |
| SF | MAY11 | 0 | 0 | 0 | 0 | 2920 | 0 | 0 | 555 | 0 | 0 | 0 | 0 | 0 | 0 | 2925 | 2360 |
| SF | JUL11 | 0 | 0 | 0 | 0 | 2920 | 0 | 0 | 743 | 0 | 0 | 0 | 0 | 0 | 0 | 2925 | 2500 |
| SF | SEP11 | 0 | 0 | 0 | 0 | 2920 | 0 | 0 | 743 | 0 | 0 | 0 | 0 | 0 | 0 | 2925 | 2500 |
| SF | NOV11 | 0 | 0 | 0 | 0 | 2920 | 0 | 0 | 150 | 0 | 0 | 0 | 0 | 0 | 0 | 2925 | 2620 |
| SF | JAN12 | 0 | 0 | 0 | 0 | 2800 | 0 | 0 | 0 | 0 | 0 | 0 | 0 | 0 | 0 | 0 | 0 |
| Totals for SF : | | | | | | | | 969 | 12,608 | 445 | | 0 | 0 | 0 | 53 | | |