

























ราคาน้ำตาลประจำวัน 11/02/10

Price No.11

Commodity Name	Contract Month	Electronic Daily Price Range				Settle		Current Volume Report Totals								Contract	
		Open#	High	Low	Close#	Price	Change	Total Volume	OI	Change	ADJ**	EFP	EFS	Block Trades	Spread Volume	High	Low
Sugar-11-World Sugar- (SB) Quote: Cents/Pound-Contract Size: 112,000 Lbs. (50 Long Tons)																	
SB	MAR10	2678	2767	2655	2752	2753	89	86,814	178,245	-9,178	0	1,987	14,213	0	43,672	3040	1191
SB	MAY10	2595	2704	2586	2686	2690	97	72,691	232,244	17,056	0	1,660	477	0	50,256	2900	1190
SB	JUL10	2408	2464	2386	2450	2456	60	19,826	171,598	1,086	0	109	0	0	14,668	2503	1189
SB	OCT10	2230	2260	2210	2249	2252	25	8,620	152,166	-37	0	13	569	0	5,766	2278	1179
SB	MAR11	2057	2085	2055	2078	2072	7	3,333	58,090	751	0	0	16	0	3,013	2156	1190
SB	MAY11	1912	1927	1905	1927	1918	7	191	17,408	4	0	0	0	0	170	1986	1184
SB	JUL11	1825	1839	1819	1839	1833	3	185	17,285	11	0	0	0	0	113	1890	1182
SB	OCT11	1792	1794	1775	1792	1795	1	116	15,693	11	0	0	0	0	81	1850	1257
SB	MAR12	1733	1733	1705	1722	1722	-7	361	14,771	8	0	0	39	0	256	1785	1380
SB	MAY12	1654	1654	1645	1645	1646	-8	29	3,617	5	0	0	0	0	10	1713	1425
SB	JUL12	1622	1622	1610	1620	1611	-11	57	4,532	30	0	0	0	0	26	1680	1441
SB	OCT12	1620	1620	1605	1605	1607	-10	10	2,953	5	0	0	0	0	3	1695	1435
Totals for SB :								192,233	868,602	9,752		3,769	15,314	0	118,034		

Price No.5

	Symbol	Contract	Month	Time	Last	Chg	Open	High	Low
  	W H0-ENC [15]	SUGAR #5 (WHITE)	Mar '10	22:01:03	745.10	0.60	737.60	747.00	736.00
  	W K0-ENC [15]	SUGAR #5 (WHITE)	May '10	22:00:29	737.60	7.30	724.30	739.90	721.80
  	W Q0-ENC [15]	SUGAR #5 (WHITE)	Aug '10	22:01:03	687.70	9.30	676.70	690.20	672.80
  	W V0-ENC [15]	SUGAR #5 (WHITE)	Oct '10	22:00:12	615.20	2.70	610.00	617.00	609.50
  	W Z0-ENC [15]	SUGAR #5 (WHITE)	Dec '10	22:00:27	571.20	3.00	563.20	566.70	563.20
  	W H1-ENC [15]	SUGAR #5 (WHITE)	Mar '11	22:00:40	546.20	-1.00	545.50	546.00	542.70
  	W K1-ENC [15]	SUGAR #5 (WHITE)	May '11	22:01:00	523.20	-0.20	523.20	523.20	523.20
  	W Q1-ENC [15]	SUGAR #5 (WHITE)	Aug '11	22:00:32	497.70	-0.20	497.70	497.70	497.70