

























ราคาน้ำตาลประจำวัน 08/01/10

Price No.11

Commodity Name	Contract Month	Electronic Daily Price Range				Settle		Current Volume Report Totals								Contract	
		Open#	High	Low	Close#	Price	Change	Total Volume	OI	Change	ADJ**	EFP	EFS	Block Trades	Spread Volume	High	Low
Sugar-11-World Sugar- (SB) Quote: Cents/Pound-Contract Size: 112,000 Lbs. (50 Long Tons)																	
SB	MAR10	2793	2835	2731	2735	2753	-47	52,702	322,543	-5,280	0	2,041	100	0	11,846	2980	1191
SB	MAY10	2670	2711	2604	2610	2625	-45	31,309	154,051	1,384	0	0	56	0	19,787	2756	1190
SB	JUL10	2398	2412	2316	2323	2336	-65	16,126	140,492	183	0	92	0	0	11,782	2454	1189
SB	OCT10	2235	2235	2147	2151	2170	-68	4,571	101,421	413	0	0	0	0	4,007	2278	1179
SB	MAR11	2080	2080	1992	1992	2016	-65	2,427	51,867	13	0	0	3	0	1,710	2156	1190
SB	MAY11	1900	1902	1876	1876	1857	-61	454	14,903	154	0	0	0	0	304	1986	1184
SB	JUL11	1793	1793	1707	1707	1735	-60	104	18,141	-7	0	0	0	0	96	1890	1182
SB	OCT11	1749	1749	1749	1749	1706	-57	72	15,702	-14	0	0	0	0	71	1850	1257
SB	MAR12	1690	1690	1661	1661	1656	-53	101	13,367	-21	0	0	0	0	90	1785	1380
SB	MAY12	1601	1601	1600	1600	1602	-44	23	3,431	17	0	0	0	0	20	1713	1425
SB	JUL12	1574	1588	1574	1584	1581	-41	45	4,315	-5	0	0	0	0	40	1680	1441
SB	OCT12	1600	1600	1570	1570	1574	-39	95	2,669	45	0	0	0	0	51	1695	1435
Totals for SB :								108,029	842,902	-3,118		2,133	159	0	49,804		

Price No.5

	Symbol	Contract	Month	Time	Last	Chg	Open	High	Low
  	W H0-ENC [15]	SUGAR #5 (WHITE)	Mar '10	22:01:02	726.20	-6.10	723.60	739.70	721.20
  	W K0-ENC [15]	SUGAR #5 (WHITE)	May '10	22:00:28	711.20	-7.50	710.00	725.40	707.60
  	W Q0-ENC [15]	SUGAR #5 (WHITE)	Aug '10	22:01:02	654.70	-8.20	655.00	666.30	653.70
  	W V0-ENC [15]	SUGAR #5 (WHITE)	Oct '10	22:00:09	591.90	-8.60	591.20	601.30	590.10
  	W Z0-ENC [15]	SUGAR #5 (WHITE)	Dec '10	22:00:26	561.00	-7.80	565.00	565.00	562.60
  	W H1-ENC [15]	SUGAR #5 (WHITE)	Mar '11	22:00:38	533.90	-2.90	535.80	538.40	533.50
  	W K1-ENC [15]	SUGAR #5 (WHITE)	May '11	22:00:59	515.00	-5.80	519.10	522.00	513.10
  	W Q1-ENC [15]	SUGAR #5 (WHITE)	Aug '11	22:00:30	496.50	-2.90	496.50	496.50	496.50